



## City of Pleasant Ridge

23925 Woodward Avenue  
Pleasant Ridge, Michigan 48069

---

### Pleasant Ridge Historical Commission Wednesday, October 4, 2017

Members of the Historical Commission and Residents: This shall serve as your official notification of the Regular Historical Commission Meeting to be held on Wednesday, October 4, 2017, at 7:00 p.m., at the **Pleasant Ridge Community Center, 4 Ridge Road, Pleasant Ridge, Michigan 48069**. The following items are on the Agenda for your consideration:

#### **HISTORICAL COMMISSION MEETING – 7:00 P.M.**

1. Meeting Called to Order.
2. Roll Call.
3. Consideration of the following minutes:
  - Regular Meeting Minutes held Wednesday, September 6, 2017.
4. PUBLIC COMMENTS – Items not on the Agenda.
5. Consideration of the Treasurer's Report.
6. Consideration of the Historical Commission updates:
  - a. 2018 Home and Garden Tour.
  - b. Museum Repairs.
  - c. Pewabic Tiles.
  - d. Lighting and Fountain projects.
  - e. Centennial Homes Presentation.
  - f. Speaker Series.
  - g. Museum Staffing.
  - h. Historical Society Dues.
7. Consideration of the City Commission Liaison Report.
8. Other Business.
9. Adjournment.

In the spirit of compliance with the Americans with Disabilities Act, individuals with a disability should feel free to contact the City at least seventy-two (72) hours in advance of the meeting, if requesting accommodations.

Pleasant Ridge Historical Commission  
Meeting Minutes  
Wednesday, September 6, 2017

1. Meeting was called to order 7:04 pm by Don Hoefler.
2. In attendance: Cathie Gillis, Amber Herrick, Jessica Herzig, Don Hoefler, Lauran Howard, James Koeppen and John Wright. Missing Nick Kokotovich and Conrad Stack. Also in attendance: Bret Scott – City Commission Liaison, Amy Drealan – City Clerk and Darren Humphreys.
3. Consideration of June 7, 2017 meeting minutes: Motion to approve by John Wright, second by Amber Herrick. All in favor.
4. Public Comments – Items not on the Agenda: None
5. Treasurer's report for June through August 2017 by Amy Drealan: Revenues: \$5,331.00; Expenditures: \$3,503.84; Ending balance: \$17,013.83. Motion to approve by Jessica Herzig, second by Amber Herrick. All in favor.
6. Consideration of the Historical Commission updates:
  - a. 2017 Home and Garden Tour Review
    - i. Revenues were down, below are some possible reasons why and action items we can take:
      1. Change in weekend (due to trash collection, won't have that issue moving forward)
      2. Competition with Indian Village and other home tours (not a new issue, Indian Village was Saturday and Sunday again this year)
      3. Previous year tour may have discouraged people, empty house for sale, house under construction (we probably had as many positive comments as we did negative as this was part of our 'before' series), etc.
      4. We need to make it clear what the money is being used for
      5. Consider increasing the prices in future years (either in total or not have a discounted decent price or advance ticket purchase price)
        - a. The Garden Club does not give free or discounted tickets to the Home for the Holiday tour with the homeowners being the only exception.
      6. Consider selling tickets at the Foundation Auction (at the checkout)

7. Look for ways to increase advertising and find new potential advertisers so we are not hitting up the same businesses as the Foundation at pretty much the same time
- ii. Costs were up
    1. Afterglow costs were higher as we spent more on food and drink
      - a. We are raising money for the city, we should consider cutting back in future years (used to do just wine and cheese)
      - b. People are not expecting this elaborate party, but it is a nice to have
      - c. The cost per person is less than \$15 per person estimating about 100 people attending
      - d. Homeowner's generally don't have a minute to grab a meal during the day, this is another way to reward them for putting their home on the tour as well as the docents for giving their time. (Don and Jim have been surveying many of the docents and pretty much everyone said they would be willing to pay higher ticket prices to keep the afterglow at the same level.)
      - e. The afterglow builds good community spirit, new friendships are made, new leads are identified for future homes to be on the tour, etc.
    2. Tour Book printing and design was up
      - a. Amy will check with Scott to understand why costs of printing went up, could just be printing costs went up.
      - b. Post meeting update: We printed 500 books this year. Last year we printed 400, but ran out. With the wristbands, we can go back to 400 or possibly even less.
    3. Consider not doing the frames in the future and save some money (just do the rocks) on homeowner gifts
      - a. The cost of the frames are almost completely offset by State of the Art advertising. If we discontinue the frames, the advertising may be stopped as well resulting in the same revenue and one less gift to the homeowners.

- iii. Consider not having every year
  - 1. Difficult to get homes and gardens; limited supply of homes and gardens in the city
  - 2. Need to be careful how we send the message out to the public so we don't end up with even less attendance when we do have the next one if not annually
  - 3. What would the frequency be if we did not do every year?
  - 4. Next meeting we will need to decide if we are planning to have a 2018 tour and what the deadlines will be.

b. Speaker Series

- i. John Wright and Scott Pietrzak did a great presentation that was well attended and received! Scott recorded. Can we post the PPT and Video to Facebook? Darren will talk to Scott.
- ii. John Wright put together some ideas for future speaker series, we will discuss next month to see what we are interested to pursue.
- iii. John Wright also mentioned we could join the Historical Society of Michigan for \$35 a year. Another item to discuss in the next meeting.
- iv. The following are ideas we have been tossing around and want to keep on our radar in addition to the new list John Wright provided:
  - 1. Andrew Mutch writes a blog about southeastern Michigan Sears kit homes. Specific to Pleasant Ridge, he has confirmed two homes are Sears's kit homes. One on Kensington and one on Devonshire. Andrew did a speaker series in Huntington Woods on September 21<sup>st</sup> and is willing to also do something in Pleasant Ridge. John Wright and James Koeppen went to the presentation and it was very interesting. Becky Uber thinks there other kit homes in PR and can provide details.
  - 2. Don Hoefler and James Koeppen met with Dave and Sandra Smith on Oxford and obtained the remaining videos that aired on the cities government channel. They brought up the subject of the Smith's doing a speaker series and they are thinking it over. Don Hoefler will contact Scott Pietrzak who has the rest of the videos which we believe may have been digitized.

3. James Koeppen will reach out to Dan Austin who wrote “Forgotten Landmarks of Detroit” or Gregory C. Piazza who wrote “A History of Detroit Palmer Woods” to see if they have interest.
4. There is a strong interest by residents to learn how to research their homes. We discussed doing a field trip to learn ourselves. We would include information on how to research your home through the Burton Historical Collection at the Detroit Public Library and Oakland County records in Pontiac.

c. Museum Staffing

- i. Third Saturday of the month from 10:00 am – 12:00 pm.
  1. September 16, 2017 – Bret Scott
  2. October 21, 2017 – Lauran Howard
  3. November 18, 2017 – Amber Herrick
  4. December 16, 2017 – John Wright (with free candy canes!)
- ii. Need to agree when museum is open and update signage
  1. Currently states open the third Saturday of the month or by appointment, but we are not open June (except day of home tour), July or August)
  2. Group will think about it and we will discuss next month
- iii. The property database is available on CD for Historical Commissioners to send home files. We will also see if we can put these files in the cloud or private network so we can access from home.
- iv. General museum notes: \$10 donation to email home file. The person holding the museum key should bring it to our meeting and give to the next person opening the museum. A few days prior to the museum opening, have someone do a Facebook post notifying residents when it will be open.
- v. Have Scott come and show the database in a future meeting for new members.

d. Lighting in Parks

- i. We have proposals, costs are higher than we estimated
- ii. Need meeting with Garden Club, Historical Commission and Foundation Leads with City Manager
- iii. Should seek out additional quotes

7. Consideration of the City Commission Liaison Report by Bret Scott:
  - a. Meet the candidates meeting is scheduled for September 26th at 7pm in the Community Center.
  - b. 2017-2018 budget adopted and under way.
  - c. Will be a millage in November for police pension stabilization.
  - d. Solar panels installed on community center and power generated that is not used is sold back to DTE as a credit on the bill.
8. Other Business:
  - a. Conrad Stack will fix the storm door on the Police Booth – it is fixed for now.
  - b. Concrete step is crumbling. Before we replace the step, we need to fix/replace the porch. Amy will seek estimates and check with Conrad Stack.
  - c. We are out of the brown/beige and green square tiles, Lauran will call Pewabic to get pricing on square tiles and 100 year tiles and price point for quantity discounts.
  - d. 100 years tiles, next meeting confirm if we have enough tiles for 2017 homes reaching their 100<sup>th</sup> year.
  - e. Fountain needs maintenance (it has been turned off)
    - i. Estimate the city received was \$7,000.
    - ii. The Garden Club went to City Manager and he agreed they could plant in the fountain, but if we did it can never go back to a fountain.
    - iii. The Garden Club Called AguaFina and they provided an estimate.
      1. Works of the fountain, should not be under ground, it should be above ground.
      2. Estimate is \$4,663.47 (not in city budget) plus cost of electrical panel which is not included in the estimate.
    - iv. Next meeting need to discuss/vote on where to invest Historical Commission funds:
      1. Lighting project
      2. Fountain repairs
      3. Historical Museum repairs (porch, step, door, etc.)
9. Don Hoeffler will coordinate a full re-vamp of the Historical Commission website with Scott Pietrzak.
10. Adjournment at 8:36 pm. Motion by Cathie Gillis, second by Jessica Herzig. All in favor.



# City of Pleasant Ridge

Amy M. Drealan, City Clerk

---

From: Amy M. Drealan, City Clerk  
To: Historical Commission Members  
Date: October 4, 2017  
Re: October 2017 Updates

## 2018 Home and Garden Tour

As discussed at the September 2017 meeting, the Historical Commission should determine the future of its home and garden tour. Should this be an annual event or a bi-annual event? What makes sense for planning purposes? How much should the commission expend of an afterglow party? Discussion should be held as to what is working and what isn't.

## Museum Repairs

Darren Humphreys, Building Clerk, is obtaining quotes to have repairs done at the museum. During a recent walk thorough, it was noted that there is animal damage to a section of the rear roof that needs to be repaired/replaced. As soon as the quotes are available, the work will proceed.

## Pewabic Tiles

I have attached an overview by Commissioner Howard regarding the Pewabic tile purchase. The Commission should determine how many of the square tiles and/or ornaments they would like to order. This year, there are two centennial homes and there are eight homes in 2018.

## Lighting and Fountain Project

As requested by the Chairman, if the Historical Commission wishes to dedicate funds to the park lighting and fountain projects, it should determine the funding available for each project. The Commission will also be expending funds for museum maintenance and repairs, Pewabic tiles, stipend for speaker series, holiday tree lighting and any outlay for the upcoming home and garden tours. I have also attached an updated quote from the City Manager regarding the lighting project. The recommendation from the Chairman is that the Commission expend \$15,000 on the lighting project, leaving roughly \$2,000 for all other expenditures.

## Centennial Homes

The Centennial homes presentation will be done at the December 12<sup>th</sup> City Commission meeting. There are two properties to be recognized – 28 Elm Park and 71 Kensington. I have attached a list of the recipients from prior years. Homeowners are invited to the meeting to receive their award. If a homeowner does not wish to come to the meeting, they are welcome to pick up their tile at City

Hall. We hold the tiles for a year, and if they have not picked it up, the tile is recycled and given to a recipient during the next recognition cycle.

### Speaker Series

At the last meeting, Commissioner Wright offered some suggestions for topics for upcoming events. The Commission should determine if they would like to offer speakers a stipend for their services. In the past, the stipend was up to \$100.00, depending on the presenters fee.

### Museum Staffing

October 21<sup>st</sup> – Commissioner Howard  
November 18<sup>th</sup> – Commissioner Herrick  
December 16 – Commissioner Wright  
January 20<sup>th</sup> – TBD  
February 17<sup>th</sup> – TBD  
March 17<sup>th</sup> – TBD

The holiday tree lighting will be December 4<sup>th</sup>. Do you wish to hold the museum open for this event? Also, the Historical Commission expends approximately \$500.00 on this event for photos with Santa and the reindeer.

### Historical Society Dues

Commissioner Wright discussed joining the Michigan Historical Society. The cost to join is approximately \$35.00 annually. Discussion will be held regarding the desire to join and application process.

Please feel free to contact me should you wish to discuss this matter further.



## Report of visit to Pewabic Pottery

Julie Smith, the individual in charge of group purchases, and I met September 15 at Pewabic. I took one holiday ornament, the large tile that is given to the 100 year old homes, and two 4 by 4 tiles, one beige and one green with me.

### *One hundred year old home tile:*

This tile is \$80. They have retained the original pattern but we would pay a \$30 mold maintenance fee and the price per tile. We last ordered 10 of these tiles in 2012. If our order is less than \$1000.00 we pay all of the cost up front. If more, the deposit is one half. There is a 14 week lead time. The mold for this tile is fine and does not need a re-pour.

I was embarrassed to learn that these tiles were being given and I did not know about them. Where have I been? I did an experiment at the Pleasant Ridge Woman's Club summer party. I asked how many of those in attendance (about 40) knew about the tiles. About 6 or 8 raised their hands. There were many who were finding out about this for the first time. Everyone thought the tiles were lovely and giving them was a good idea.

While this is of course, not scientific, I think we have some work to do getting the word out. The community should know how we are spending the money we raise. Maybe we would raise more!

I also sat next to a woman on Ridge Road (Sharon Zmick) who has a hundred year old home and did not get a tile. I will have the address at the meeting so we can investigate this.

### *The Ornament*

Ornaments like this sell at Pewabic for \$25. Julie let me know we should be selling them for that amount. She pointed out that the Detroit Tiger ornament is \$32. Maybe we should discuss where and how to sell these. Opening the Museum at the Tree lighting? Garden Club community workshop? I could have taken them to the Women's Club if I had thought of it?

### *4 by 4 tiles*

These tile are \$27 at Pewabic. I will have sample colors at the meeting. Julie said the green and blue original Mary Chase Stratton colors are the most popular.

If we order additional ornaments or 4 by 4 tiles we would have to pay a \$185 re-pour fee.

There is no discount.



# City of Pleasant Ridge

James Breuckman, City Manager

From: Jim Breuckman, City Manager  
 To: Historical Commission  
 Date: October 2, 2017  
 Re: Stevenson Park Lighting Project

## Overview

Attached is a lighting plan for Stevenson Park. Staff has worked with a lighting consultant to develop this plan in accordance with the scope and resources available. This project has been championed by the Historical Commission and Garden Club.

## Background

The proposed plan includes six lights for Stevenson Park. The lights and poles are historical in character to keep with the existing lights in Memorial Park. This was the preference expressed by the Historical Commission and Garden Club leadership at a meeting earlier this year.

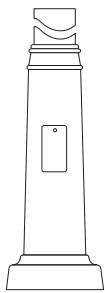
The material cost for each pole and light fixture is about \$3,500, and based on a preliminary installation estimate, installation should be about \$2,000 per light for a total per-light cost estimate of \$5,500. The six lights are expected to cost about \$33,000 installed.

It is my understanding that the Historical Commission, Garden Club, and Foundation have discussed each pledging \$15,000 towards the lighting project, for a total commitment of \$45,000. The preliminary discussion as I understand it has the funds that remain after completing the lighting project being earmarked towards renovating or replacing the Memorial Park fountain. We are still working on securing cost estimates to repairing or replace the fountain, and will bring more details on those options to the funding groups once we have them in hand.

**Poles and Fixtures.** The attached specification sheets show the available pole and fixture options. The following options will be used as they most closely match the existing poles and fixtures in Memorial Park:

Pole: WA3 Washington  
 Base: Acorn  
 Cage: Classical  
 Top: Classical spun top  
 Finial: Architectural

We will bid out the project once the funding commitments are in place.



ASP ASPEN

## ORDERING INFORMATION

SAMPLE NUMBER: ASP0840RS5BK

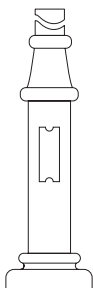
**SELECT POLE TYPE, COLOR, AND IF CONVENIENCE OUTLET IS DESIRED. POLE WILL BE 12' TALL.**

Base Type	Mounting Height (Feet)	Shaft Size at Base (Inches)	Wall Thickness (Inches)	Shaft Type	Luminaire	Color	Options (Add as Suffix)
ASP=Aspen	08=8' 10=10' 12=12' 14=14' 16=16' 18=18'	5=5"	2=0.188" 3=0.250"	RS=Round Straight SF=Straight Fluted	4=4" O.D. Tenon <sup>1</sup> 5=3" O.D. Tenon	AP=Grey BK=Black BZ=Bronze DP=Dark Platinum GM=Graphite Metallic GN=Hartford Green WH=White	WH=White C=Provision for Convenience Outlet E=GFI Convenience Outlet G=Ground Lug

**NOTES:** 1. Provides 4" tenon on 5" shafts or no tenon on 4" shafts allowing slip over of Epic Collection, Slide and Flite arm accessories. See individual product specifications for additional information.

BASE HEIGHT: 40"

BOLT CIRCLE: 15"



BWR BROADWAY

## ORDERING INFORMATION


SAMPLE NUMBER: BWR0841RS5BK

Base Type	Mounting Height (Feet)	Shaft Size at Base (Inches)	Wall Thickness (Inches)	Shaft Type	Luminaire	Color	Options (Add as Suffix)
BWR=Broadway	08=8' 10=10' 12=12' 14=14' 16=16'	18=18' 20=20' 25=25' 30=30'	8=8" <sup>1</sup>	1=0.156 2=0.188" 3=0.250"	RT=Round Tapered	5=3" O.D. Tenon	AP=Grey BK=Black BZ=Bronze DP=Dark Platinum GM=Graphite Metallic GN=Hartford Green WH=White C=Provision for Convenience Outlet E=GFI Convenience Outlet G=Ground Lug

**NOTES:** 1. Pole tapers to 4" at pole top.

BASE HEIGHT: 42"

BOLT CIRCLE: 12"



CHI CHARLESTON

## ORDERING INFORMATION


SAMPLE NUMBER: CHI0840RS5BK

Base Type	Mounting Height (Feet)	Shaft Size at Base (Inches) <sup>1</sup>	Wall Thickness (Inches)	Shaft Type	Luminaire	Color	Options (Add as Suffix)
CHI=Charleston	08=8' 10=10' 12=12'	14=14' 16=16' 18=18'	4=4" 5=5" 6=6"	0=0.125" 2=0.188"	RS=Round Straight SF=Straight Fluted	4=4" O.D. Tenon <sup>2</sup> 5=3" O.D. Tenon	AP=Grey BK=Black BZ=Bronze DP=Dark Platinum GM=Graphite Metallic GN=Hartford Green WH=White C=Provision for Convenience Outlet E=GFI Convenience Outlet G=Ground Lug

**NOTES:** 1. 4" shaft size available in 8', 10' and 12' mounting heights. 5" shaft size available in 8', 10', 12', 14' and 16' mounting heights. 6" shaft size available in 12', 14', 16' and 18' mounting heights. 2. Provides 4" tenon on 5" shafts or no tenon on 4" shafts allowing slip over of Epic Collection, Slide and Flite arm accessories. See individual product specifications for additional information.

BASE HEIGHT: 32"

BOLT CIRCLE: 10-3/4"



CPR CHESAPEAKE

## ORDERING INFORMATION

SAMPLE NUMBER: CPR0840RS5BK

Base Type	Mounting Height (Feet)	Shaft Size at Base (Inches)	Wall Thickness (Inches)	Shaft Type	Luminaire	Color	Options (Add as Suffix)
CPR=Chesapeake	08=8' 10=10' 12=12' 14=14'	4=4" 5=5"	0=0.125" 2=0.188"	RS=Round Straight SF=Straight Fluted	4=4" O.D. Tenon <sup>1</sup> 5=3" O.D. Tenon	AP=Grey BK=Black BZ=Bronze DP=Dark Platinum GM=Graphite Metallic GN=Hartford Green WH=White	C=Provision for Convenience Outlet E=GFI Convenience Outlet G=Ground Lug

**NOTES:** 1. Provides 4" tenon on 5" shafts or no tenon on 4" shafts allowing slip over of Epic Collection, Slide and Flite arm accessories. See individual product specifications for additional information.

BASE HEIGHT: 46-5/8"

BOLT CIRCLE: 13-1/4"

**WARNING:** The use of unauthorized accessories such as banners, signs, cameras or pennants for which the pole was not designed voids the pole warranty from Eaton's Cooper Lighting business and may result in pole failure causing serious injury or property damage. Upon request, Eaton's Cooper Lighting business will supply information regarding total loading capacity. The pole warranty from Eaton's Cooper Lighting business is void unless poles are used and installed as a complete pole/luminaire combination. This warranty specifically excludes failure as the result of a third party act or omission, misuse, unanticipated uses, fatigue failure or similar phenomena resulting from induced vibration, harmonic oscillation or resonance associated with movement of air currents around the product.

Specifications and dimensions subject to change without notice. Consult your Cooper Lighting representative or visit [www.cooperlighting.com](http://www.cooperlighting.com) for available options, accessories and ordering information.

## ORDERING INFORMATION

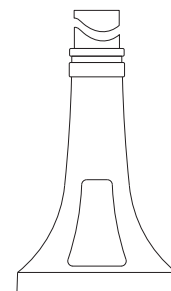
SAMPLE NUMBER: STL0842RS5BK

Base Type	Mounting Height (Feet)	Shaft Size at Base (Inches)	Wall Thickness (Inches)	Shaft Type	Luminaire	Color	Options (Add as Suffix)
STL=Seattle	08=8' 10=10' 12=12' 14=14' 16=16'	5=5"	2=0.188" 3=0.250"	RS=Round Straight SF=Straight Fluted	4=4" O.D. Tenon <sup>1</sup> 5=3" O.D. Tenon	AP=Grey BK=Black BZ=Bronze DP=Dark Platinum GM=Graphite Metallic GN=Hartford Green WH=White	C=Provision for Convenience Outlet E=GFI Convenience Outlet G=Ground Lug

NOTES: 1. Provides 4" tenon on 5" shafts or no tenon on 4" shafts allowing slip over of Epic Collection, Slide and Flite arm accessories. See individual product specifications for additional information.

BASE HEIGHT: 23"

BOLT CIRCLE: 8"



STL SEATTLE

## ORDERING INFORMATION

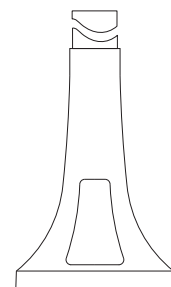
SAMPLE NUMBER: TAM1041RS5BK

Base Type	Mounting Height (Feet)	Shaft Size at Base (Inches)	Wall Thickness (Inches)	Shaft Type	Luminaire	Color	Options (Add as Suffix)
TAM=Tampa	10=10' 12=12' 14=14' 16=16' 18=18'	5=5"	1=0.156 2=0.188"	RS=Round Straight SF=Straight Fluted	4=4" O.D. Tenon <sup>1</sup> 5=3" O.D. Tenon	AP=Grey BK=Black BZ=Bronze DP=Dark Platinum GM=Graphite Metallic GN=Hartford Green WH=White	C=Provision for Convenience Outlet E=GFI Convenience Outlet G=Ground Lug

NOTES: 1. Provides 4" tenon on 5" shafts or no tenon on 4" shafts allowing slip over of Epic Collection, Slide and Flite arm accessories. See individual product specifications for additional information.

BASE HEIGHT: 30"

BOLT CIRCLE: 8-1/2"



TAM TAMPA

## ORDERING INFORMATION


SAMPLE NUMBER: UBN0840RS5BK

Base Type	Mounting Height (Feet)	Shaft Size at Base (Inches)	Wall Thickness (Inches)	Shaft Type	Luminaire	Color	Options (Add as Suffix)
UBN=Utica	08=8' 10=10' 12=12'	4=4" 5=5"	0=0.125" 2=0.188"	RS=Round Straight SF=Straight Fluted	4=4" O.D. Tenon <sup>1</sup> 5=3" O.D. Tenon	AP=Grey BK=Black BZ=Bronze DP=Dark Platinum GM=Graphite Metallic GN=Hartford Green WH=White	C=Provision for Convenience Outlet E=GFI Convenience Outlet G=Ground Lug

NOTES: 1. Provides 4" tenon on 5" shafts or no tenon on 4" shafts allowing slip over of Epic Collection, Slide and Flite arm accessories. See individual product specifications for additional information.

BASE HEIGHT: 31-3/8"

BOLT CIRCLE: 12-1/2"



UBN UTICA

## ORDERING INFORMATION


SAMPLE NUMBER: WA30840RS5BK

Base Type	Mounting Height (Feet)	Shaft Size at Base (Inches) <sup>1</sup>	Wall Thickness (Inches)	Shaft Type	Luminaire	Color	Options (Add as Suffix)
WA3=Washington 3	08=8' 10=10' 12=12' 14=14' 16=16' 18=18'	4=4" 5=5" 6=6"	0=0.125" 2=0.188"	RS=Round Straight SF=Straight Fluted	4=4" O.D. Tenon <sup>2</sup> 5=3" O.D. Tenon	AP=Grey BK=Black BZ=Bronze DP=Dark Platinum GM=Graphite Metallic GN=Hartford Green WH=White	C=Provision for Convenience Outlet E=GFI Convenience Outlet G=Ground Lug

NOTES: 1. 4" shaft size available in 8', 10' and 12' mounting heights. 5" shaft size available in 8', 10', 12', 14' and 16' mounting heights. 6" shaft size available in 12', 14', 16' and 18' mounting heights. 2. Provides 4" tenon on 5" shafts or no tenon on 4" shafts allowing slip over of Epic Collection, Slide and Flite arm accessories. See individual product specifications for additional information.

BASE HEIGHT: 21"

BOLT CIRCLE: 10-3/4"

WA3  
WASHINGTON

**WARNING:** The use of unauthorized accessories such as banners, signs, cameras or pennants for which the pole was not designed voids the pole warranty from Eaton's Cooper Lighting business and may result in pole failure causing serious injury or property damage. Upon request, Eaton's Cooper Lighting business will supply information regarding total loading capacity. The pole warranty from Eaton's Cooper Lighting business is void unless poles are used and installed as a complete pole/luminaire combination. This warranty specifically excludes failure as the result of a third party act or omission, misuse, unanticipated uses, fatigue failure or similar phenomena resulting from induced vibration, harmonic oscillation or resonance associated with movement of air currents around the product.

Specifications and dimensions subject to change without notice. Consult your Cooper Lighting representative or visit [www.cooperlighting.com](http://www.cooperlighting.com) for available options, accessories and ordering information.

DESCRIPTION

The GAR/GAT/GLC Generation Series LED is a marriage of traditional shapes and contemporary styling. Its superior photometrics offer excellent illumination and uniformity for many of today's applications. Its styling blends well in many settings – historic districts, downtown streetscapes, roadways, residential neighborhoods, as well as city parks and educational campuses. The Generation Series LED sets a new standard for decorative post top luminaires.

Catalog #		Type
Project		
Comments		Date
Prepared by		

SPECIFICATION FEATURES

Construction

**HOUSING:** Heavy-duty cast aluminum housing and removable door. A single quarter turn fastener on the removable door provides tool-less access to wiring compartment. **CAGE ASSEMBLIES:** Cage assembly uprights and medallions are manufactured of heavy-duty cast aluminum and mounted to the exterior of the base housing via four stainless steel fasteners. Cage rings constructed of extruded aluminum and finished to match housing. **TOPS AND FINIALS:** Choose from multiple spun aluminum or acrylic tops and cast aluminum finials for customized fixture style. All solid tops are made of heavy-duty spun aluminum. **TWISTLOCK GLOBE:** The optional twistlock assembly offers ease of maintenance through instant access to both the LED and wiring compartment by twisting the top refractor assembly and lifting it from the mating lock plate.

Optical

**REFRACTIVE GLOBE:** High efficiency refractive optical systems are precisely designed utilizing a combination of refractive and reflective prisms. Available in Type III or Type V distributions. Lighting grade acrylic ensures long lasting optical clarity and resistance to discoloration.

Electrical

120-277V 50/60Hz operation. 10kV /10kA common- and differential mode surge protection standard. Thermal management transfers heat rapidly away from the LED source for optimal efficiency and light output. Ambient operating temperature from -40°C to 40°C. Standard three-position tunnel type compression terminal block.

Mounting

Base casting slipfits over a standard 3" O.D. tenon and secured via four stainless steel allen head fasteners. 3G vibration tested.

Finish

Cast and spun components finished in a five-stage premium TGIC polyester powder coat paint, 2.5 mil nominal thickness for superior protection against fade and wear. Consult the McGraw-Edison Architectural Color brochure for a complete selection of standard colors including black, bronze, grey, white, dark platinum, graphite metallic and hartford green. RAL and custom color matches available.

Warranty

Five-year warranty.

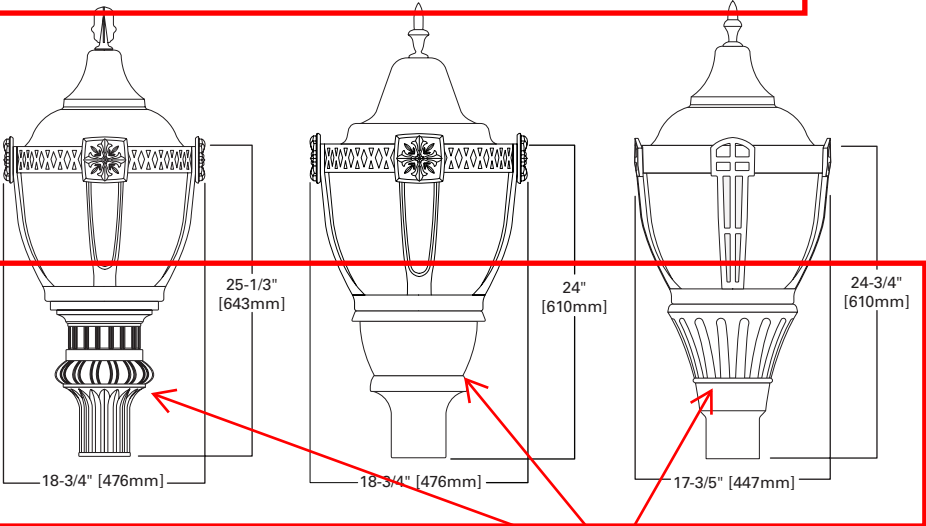


DIMENSIONS

GAR (Acorn Base)

GAT (Architectural Base)

GLC (Classical Base)



PICK ONE BASE STYLE

GAR/GAT/GLC  
GENERATION  
SERIES LED

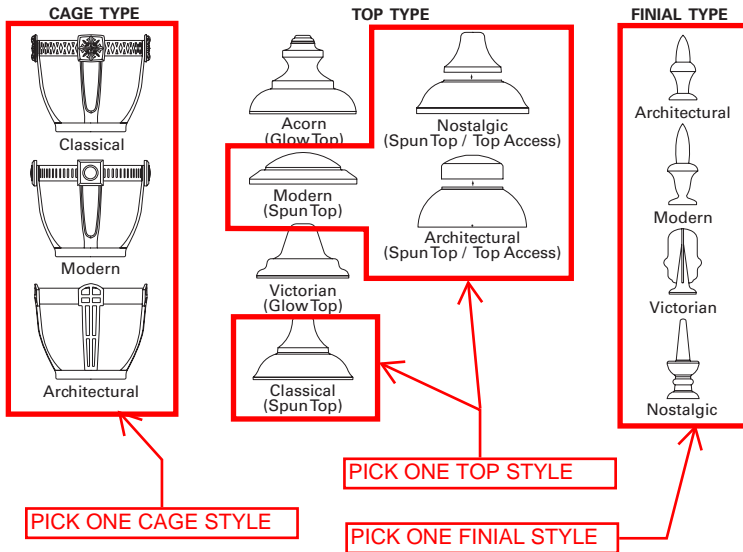
LED

DECORATIVE POST TOP  
LUMINAIRE

EPA  
Effective Projected Area: (Sq. Ft.)  
2.1

SHIPPING DATA  
Approximate Net Weight:  
50 lbs. (23 kgs.)

## CONFIGURATIONS



## LUMEN TABLE

Distribution	Correlated Color Temperature (CCT)	Cage Type	Top Type	Total Lumens (Full Brightness)	Luminaire Wattage (Nominal)
Type III	4000K	None	Glow	11,060	99W
Type III	4000K	None	Solid	8,467	99W
Type III	4000K	Any	Glow	7,776	99W
Type III	4000K	Any	Solid	5,778	99W
Type V	4000K	None	Glow	10,571	99W
Type V	4000K	None	Solid	9,365	99W
Type V	4000K	Any	Glow	7,537	99W
Type V	4000K	Any	Solid	6,087	99W

## LUMEN MAINTENANCE

Ambient Temperature	TM-21 Lumen Maintenance (36,000 Hours)	Theoretical L70 (Hours)
15°C	>93%	240,000
25°C	>92%	210,000
40°C	>89%	117,000

## ORDERING INFORMATION

Sample Number: GAR-080-LED-E1-3-CXA-BK

Product Family <sup>1</sup>	LED Series	Lamp Type	Voltage	Refractor Type	Top Type	Cage Type	Finial Type	Color <sup>2</sup>
GAR=Acorn Base GAT=Architectural Base GLC=Classical Base	080-LED=080 Series	LED=Solid State Light Emitting Diodes	E1=Electronic (120-277V)	3=Type III 5=Type V	A=Acorn C=Classical M=Modern V=Victorian N=Nostalgic (Top Access) R=Architectural (Top Access)	A=Architectural C=Classical M=Modern X=None	A=Architectural M=Modern N=Nostalgic V=Victorian X=None	AP=Grey BZ=Bronze BK=Black DP=Dark Platinum GN=Hartford Green GM=Graphite Metallic WH=White
<b>Options</b> (Add as Suffix)		<b>Accessories</b> (Order Separately)						
A=Twistlock Refractor B=Decorative Brass Banding <sup>3,4</sup> G=Gold Cage and Finial P=Polycarbonate Refractor 2L=Two Circuits SH=Street Side / House Side Switching		MA1252=10kV Surge Module Replacement GLR-080-E1=080 Series LED Series LED Replacement Module with 120-277V Universal Driver GLR-080-E1-2L=080 Series LED Series LED Replacement Module with 120-277V Universal Driver and Bi-Level Switching Capable GLR-080-E1-SH=080 Series LED Series LED Replacement Module with 120-277V Universal Driver and Street Side / House Side Switching Capable						

## NOTES:

- Customer is responsible for engineering analysis to confirm pole and fixture compatibility for all applications. Refer to our white paper WP513001EN for additional support information.
- Other finish colors available, including a full line of RAL color matches. Consult your lighting representative at Eaton for more information.
- When brass banding is chosen, finial finished in gold.
- Not available with cage.





job number 8059 sheet number L-1



Attached are the meeting minutes from the September Historical Commission meeting. Unfortunately, I will not be able to attend the October meeting. I would like for someone to make a motion to vote on allocating \$15,000 of our funds to the lighting and fountain projects. The Foundation, Garden Club and Historical Commission are each voting on spending \$15,000 from their group and we will only continue if all 3 groups approve the funding. The Foundation has already voted and approved pending approval from the Garden Club and Historical Commission.

The lighting project reduces the proposal from 8 lights in Stevenson Park down to 5 lights. It includes all of the electrical work that needs to be completed for Stevenson Park and we can always decide to add more lights later. There are no lights or electrical work planned for Poplar Park at this time.

The fountain project will either repair the fountain based on the quote Luran obtained (plus the electrical work needed) or replace the fountain. We need to obtain quotes on the cost to replace the fountain.

We will also need to take votes on purchasing additional 100 year tiles, square tiles to sell and determination of 2018 home and garden tour.



## City of Pleasant Ridge Centennial Home Recognition

<u>Address</u>	<u>Year Built</u>	<u>Awarded</u>
32 Hanover	1902	2013
44 Ridge Road	1908	2013
9 Kenberton	1910	2013
11 Poplar Park	1910	2013
18 Poplar Park	1910	2013
25 Poplar Park	1910	2013
36 Ridge Road	1910	2013
21 Poplar Park	1913	2013
13 Poplar Park	1911	2013
16 Ridge Road	1911	2013
24 Ridge Road	1911	2013
30 Elm Park	1911	2013
30 Ridge Road	1912	2013
1 Kensington	1913	2013
18 Ridge Road	1913	2013
30 Oakdale	1913	2013
31 Elm Park	1913	2013
70 Oakdale	1915	2015
40 Ridge Road	1915	2015
50 Ridge Road	1915	2015
56 Ridge Road	1915	2015
22 Poplar Park	1915	2015
20 Poplar Park	1915	2015
15 Poplar Park	1915	2015
15 Elm Park	1915	2015
18 Kenberton	1915	2015
15 Devonshire	1916	2016
7 Kenberton	1916	2016
21 Kensington	1916	2016
93 Kensington	1916	2016
17 Oakdale	1916	2016