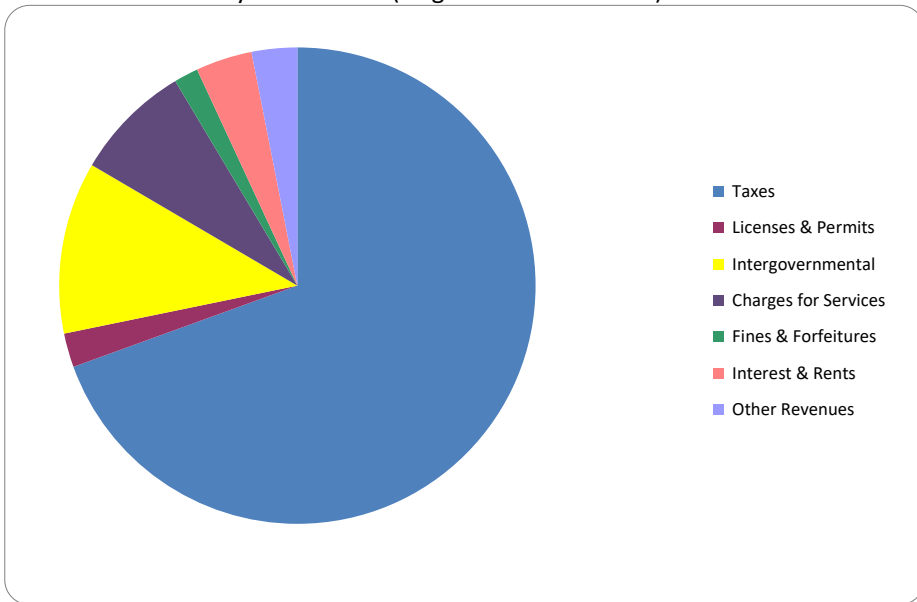


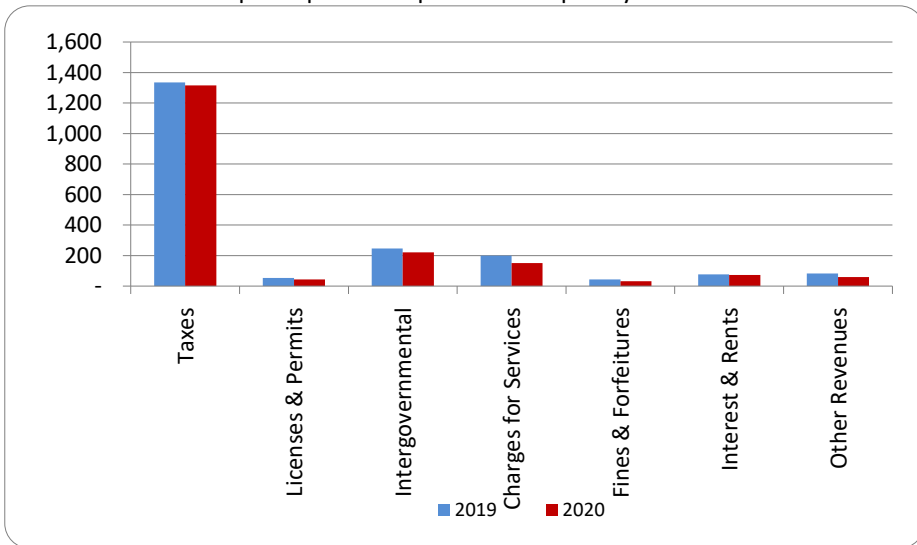
1. Where our money comes from (all governmental funds)



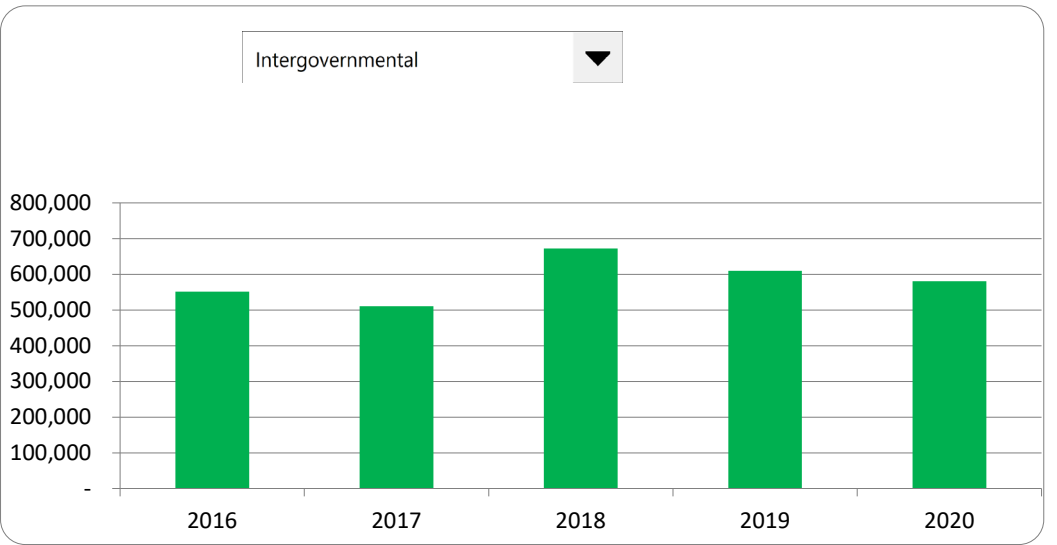
2. Compared to the prior year

	<u>2019</u>	<u>2020</u>	<u>% change</u>
Taxes	\$ 3,299,043	\$ 3,456,883	4.78%
Licenses & Permits	133,086	114,770	-13.76%
Intergovernmental	610,150	580,971	-4.78%
Charges for Services	491,797	397,635	-19.15%
Fines & Forfeitures	107,920	81,991	-24.03%
Interest & Rents	191,656	190,410	-0.65%
Other Revenues	205,145	153,883	-24.99%
Total Revenues	<u>\$ 5,038,797</u>	<u>\$ 4,976,543</u>	-1.24%

3. Revenue sources per capita - compared to the prior year



4. Historical trends of individual sources



Commentary:

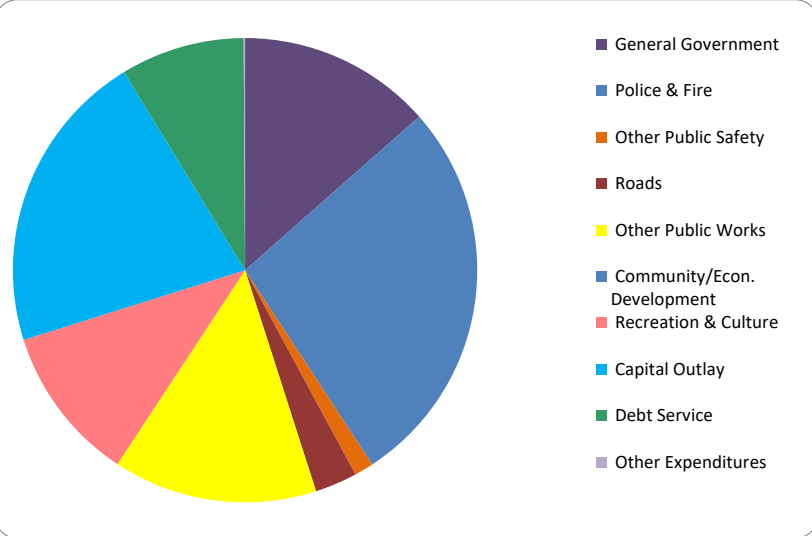
For more information on our unit's finances, contact Jim Breuckman at (248) 541-2901.

CITIZEN'S GUIDE TO LOCAL UNIT FINANCES - City of Pleasant Ridge (63-2160)

EXPENDITURES

1. Where we spend our money (all governmental funds)

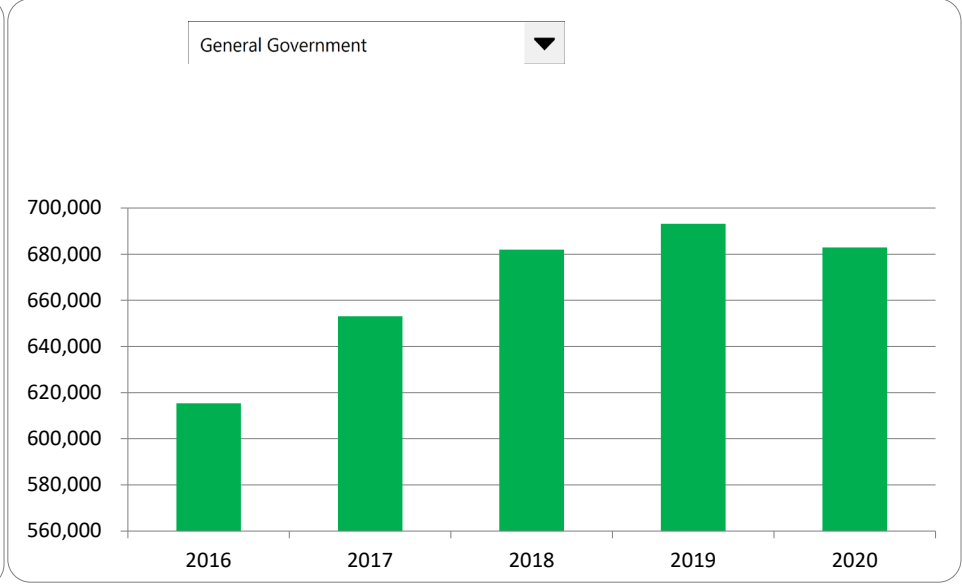
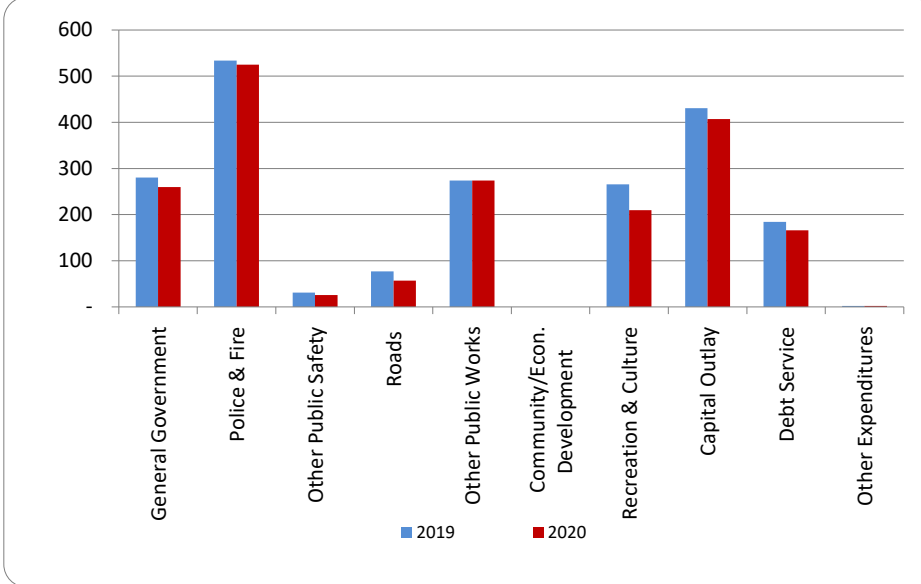
2. Compared to the prior year



	<u>2019</u>	<u>2020</u>	<u>% change</u>
General Government	\$ 693,169	\$ 682,876	-1.48%
Police & Fire	1,318,349	1,379,728	4.66%
Other Public Safety	75,951	67,619	-10.97%
Roads	189,635	149,011	-21.42%
Other Public Works	676,048	718,882	6.34%
Community/Econ. Development	-	-	N/A
Recreation & Culture	656,206	550,288	-16.14%
Capital Outlay	1,064,755	1,068,700	0.37%
Debt Service	454,868	436,580	-4.02%
Other Expenditures	5,000	5,000	0.00%
Total Expenditures	<u>\$ 5,133,981</u>	<u>\$ 5,058,684</u>	-1.47%

3. Spending per capita - compared to the prior year

4. Historical trends of individual departments:



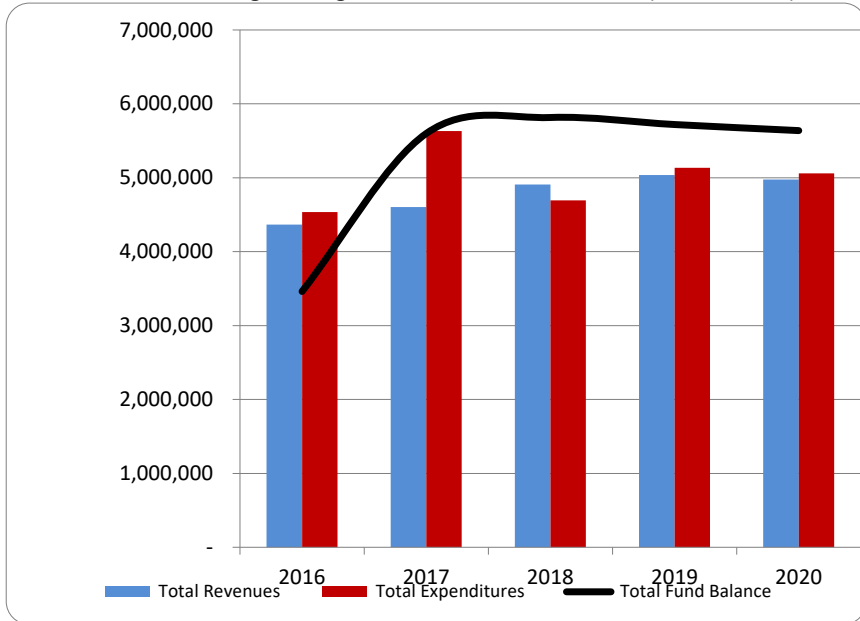
Commentary:

For more information on our unit's finances, contact Jim Breuckman at (248) 541-2901.

CITIZEN'S GUIDE TO LOCAL UNIT FINANCES - City of Pleasant Ridge (63-2160)

FINANCIAL POSITION

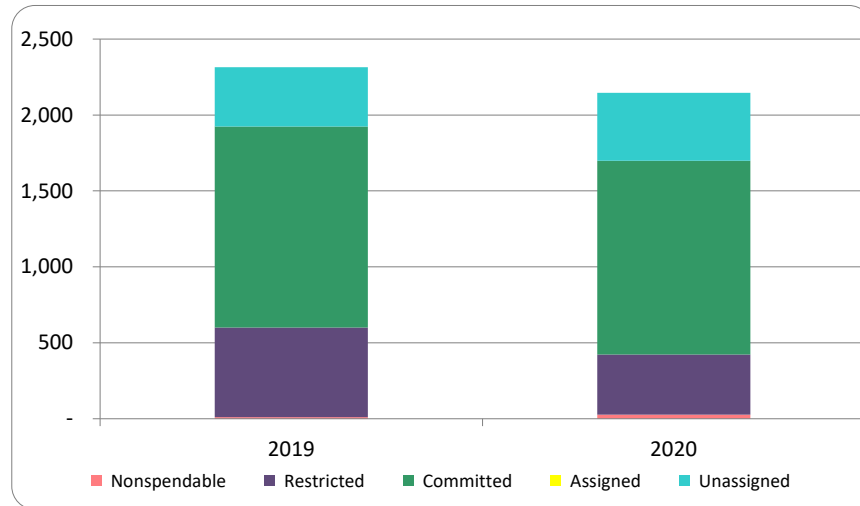
1. How have we managed our governmental fund resources (fund balance)?



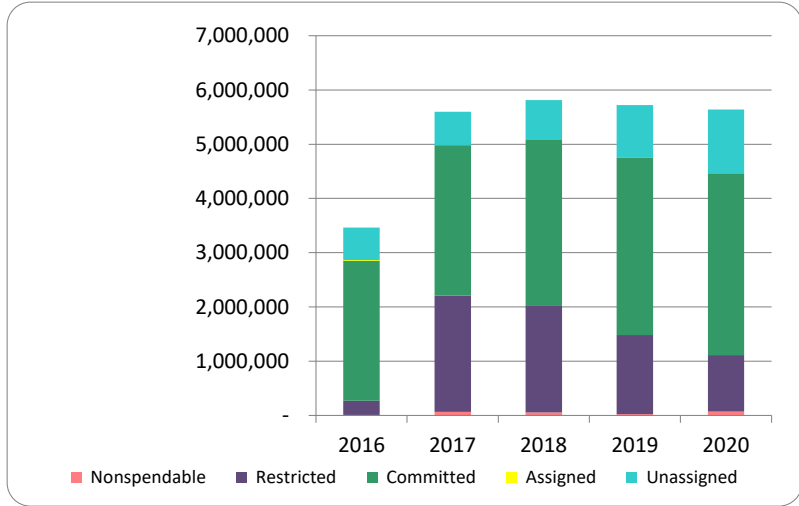
2. Compared to the prior year

	2019	2020	% change
Revenue	5,038,797	4,976,543	-1.24%
Expenditures	5,133,981	5,058,684	-1.47%
Surplus (shortfall)	(95,184)	(82,141)	-13.70%
Fund balance, by component:			
Nondisposable	24,628	72,294	193.54%
Restricted	1,457,799	1,040,883	-28.60%
Committed	3,273,749	3,348,935	2.30%
Assigned	-	-	N/A
Unassigned	964,199	1,176,122	21.98%
total fund balance	5,720,375	5,638,234	-1.44%

3. Fund balance per capita - compared to the prior year



4. Historical trends of individual components



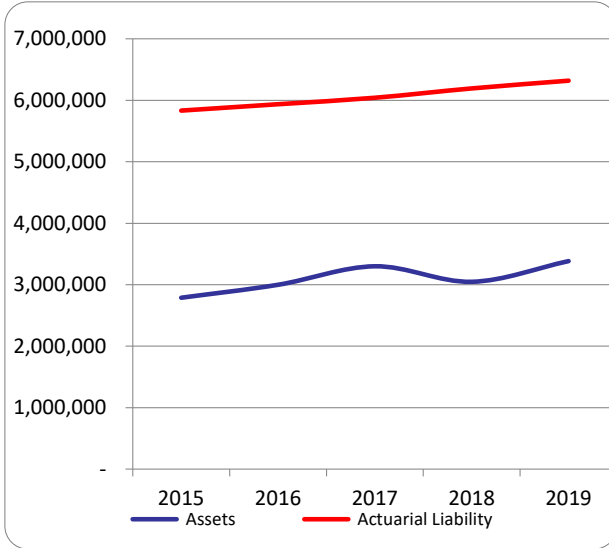
Commentary:

For more information on our unit's finances, contact Jim Breuckman at (248) 541-2901.

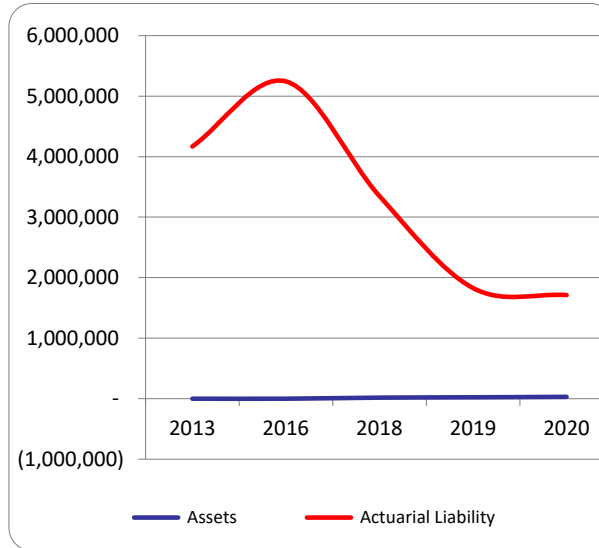
CITIZEN'S GUIDE TO LOCAL UNIT FINANCES - City of Pleasant Ridge (63-2160)

OTHER LONG TERM OBLIGATIONS

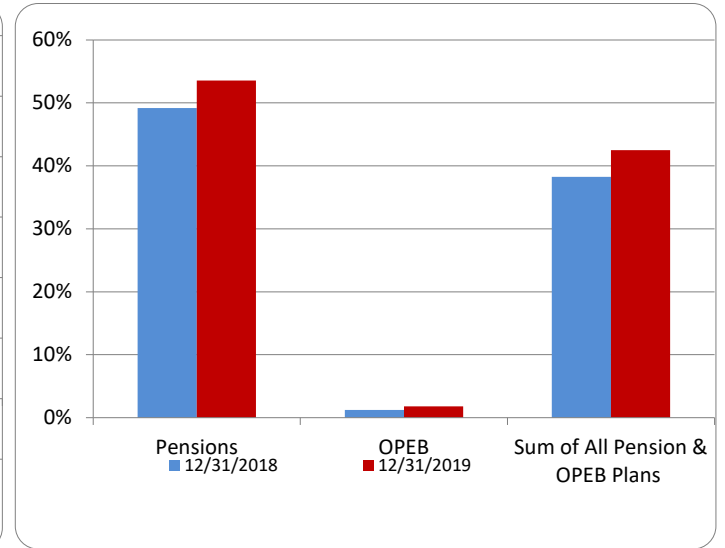
1. Pension funding status



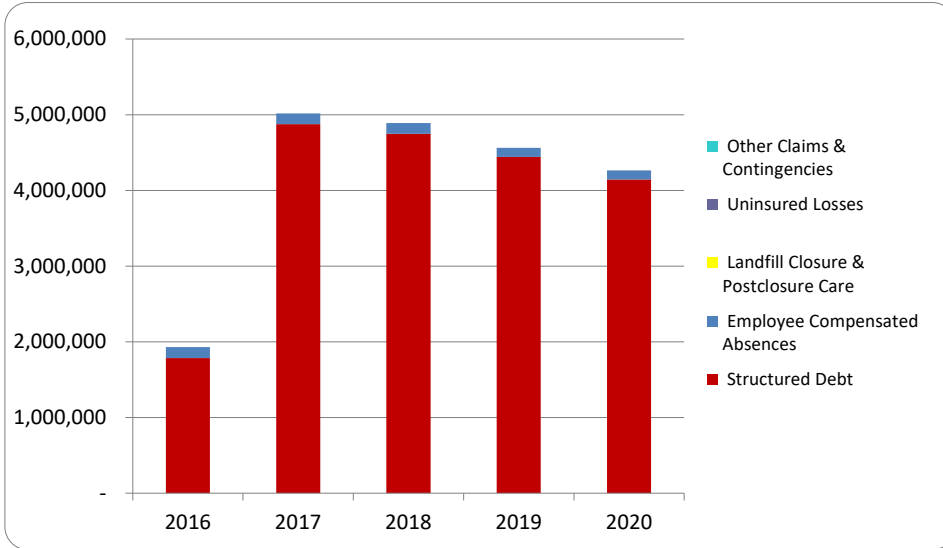
2. Retiree Health care funding status



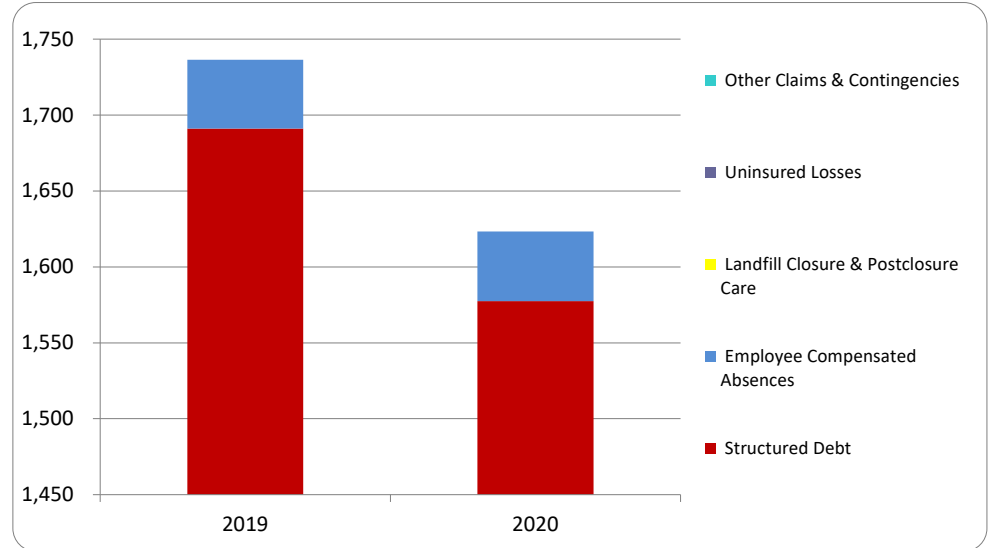
3. Percent funded - compared to the prior year



4. Long Term Debt obligations:



5. Debt & other long term obligations per capita - compared to the prior year



Commentary:

For more information on our unit's finances, contact Jim Breuckman at (248) 541-2901.