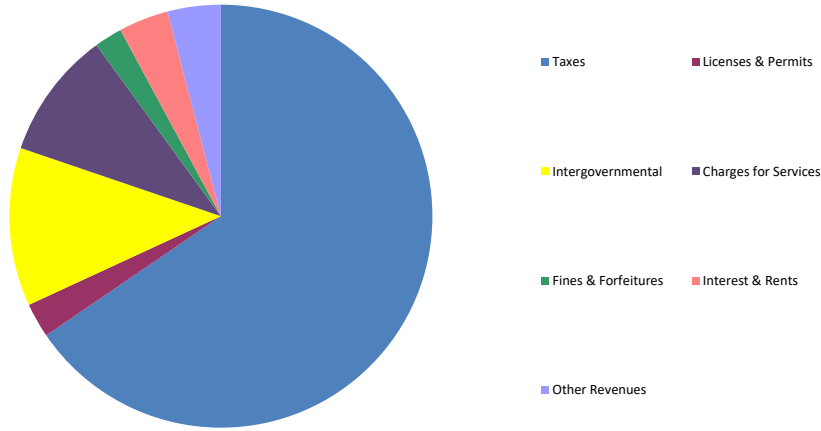


CITIZEN'S GUIDE TO LOCAL UNIT FINANCES - City of Pleasant Ridge (63-2160)

REVENUES

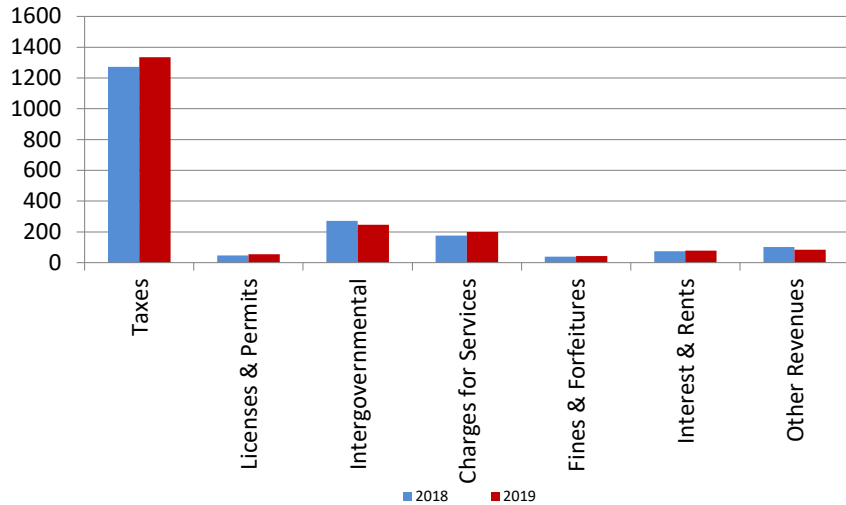
1. Where our money comes from (all governmental funds)



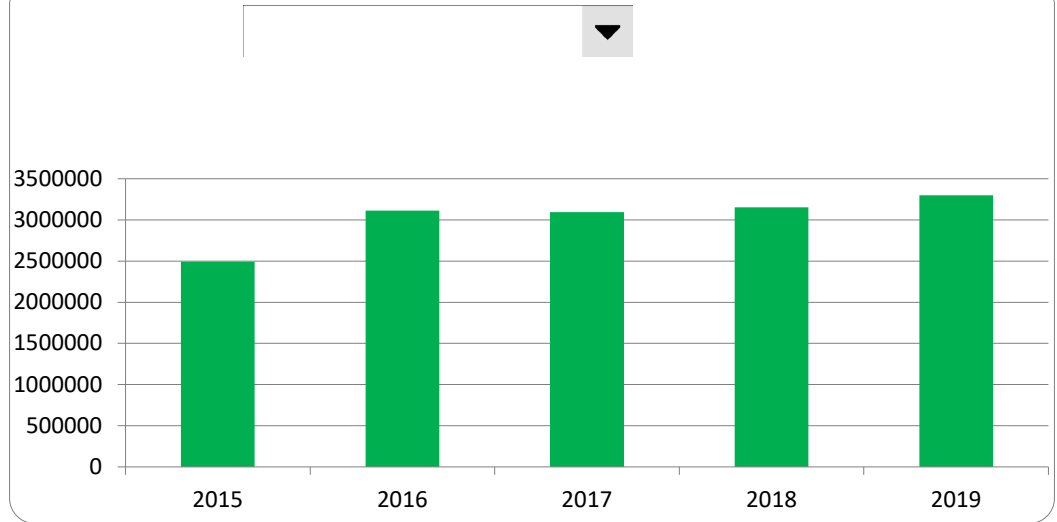
2. Compared to the prior year

	<u>2018</u>	<u>2019</u>	<u>% change</u>
Taxes	\$ 3,152,298	\$ 3,299,043	4.66%
Licenses & Permits	117,153	133,086	13.60%
Intergovernmental	672,280	610,150	-9.24%
Charges for Services	437,674	491,797	12.37%
Fines & Forfeitures	95,648	107,920	12.83%
Interest & Rents	182,508	191,656	5.01%
Other Revenues	252,454	205,145	-18.74%
Total Revenues	\$ 4,910,015	\$ 5,038,797	2.62%

3. Revenue sources per capita - compared to the prior year



4. Historical trends of individual sources



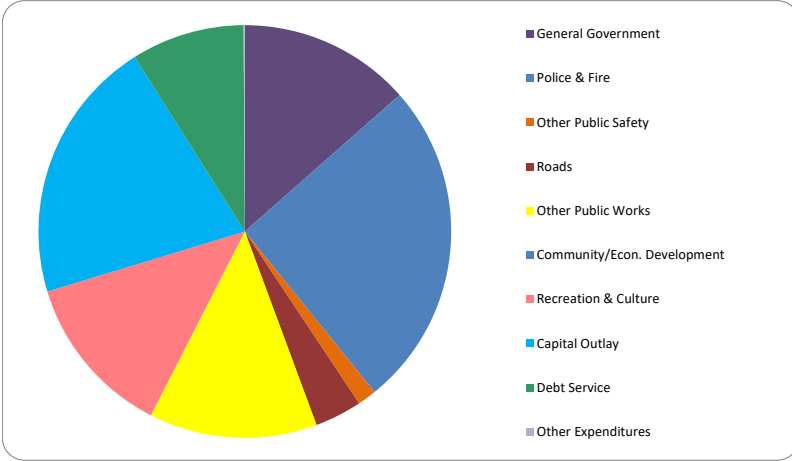
Commentary:

For more information on our unit's finances, contact Jim Breuckman at (248) 541-2901.

CITIZEN'S GUIDE TO LOCAL UNIT FINANCES - City of Pleasant Ridge (63-2160)

EXPENDITURES

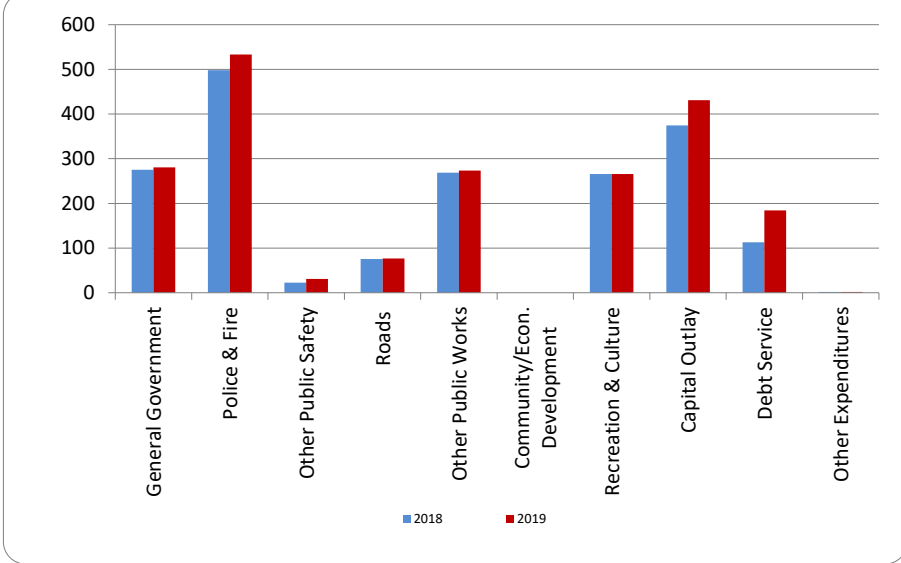
1. Where we spend our money (all governmental funds)



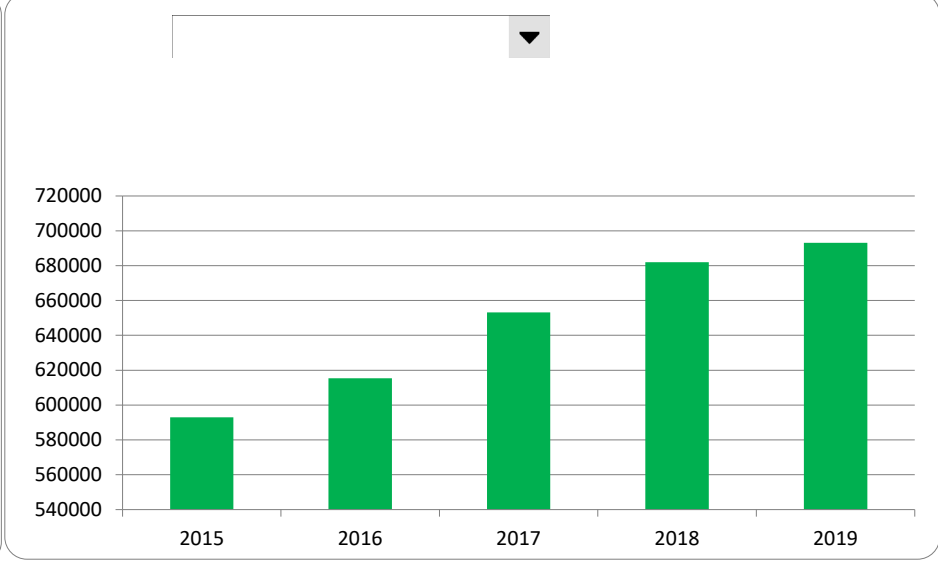
2. Compared to the prior year

	<u>2018</u>	<u>2019</u>	<u>% change</u>
General Government	\$ 682,001	\$ 693,169	1.64%
Police & Fire	1,234,585	1,318,349	6.78%
Other Public Safety	55,722	75,951	36.30%
Roads	186,324	189,635	1.78%
Other Public Works	665,166	676,048	1.64%
Recreation & Culture	658,302	656,206	-0.32%
Capital Outlay	927,072	1,064,755	14.85%
Debt Service	279,316	454,868	62.85%
Other Expenditures	5,000	5,000	0.00%
Total Expenditures	\$ 4,693,488	\$ 5,133,981	9.39%

3. Spending per capita - compared to the prior year



4. Historical trends of individual departments:

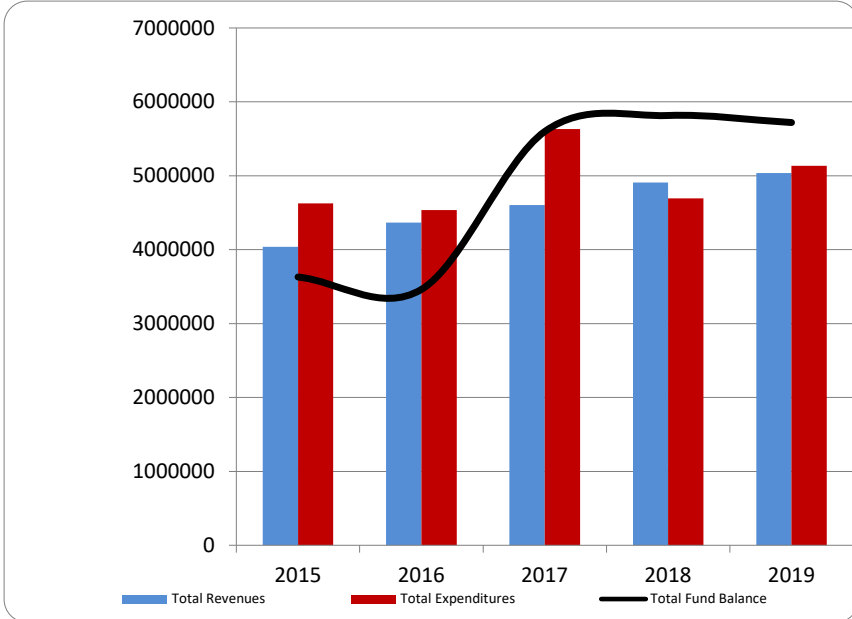


Commentary:

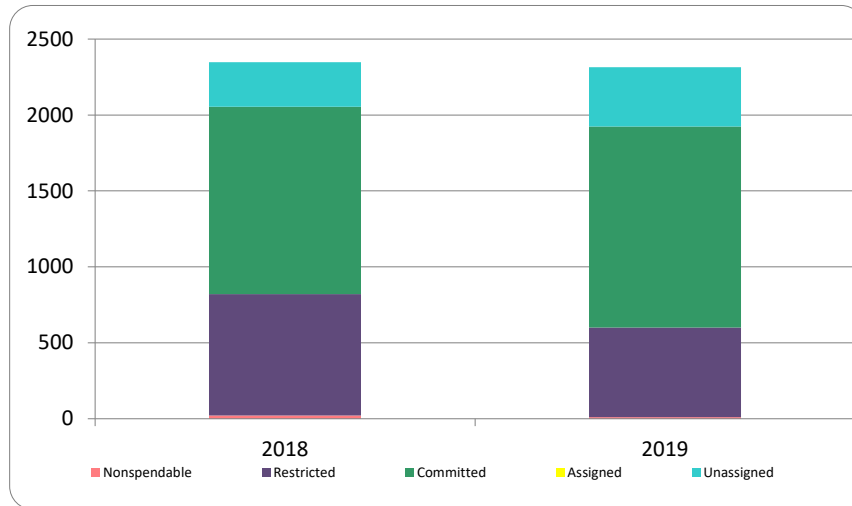
For more information on our unit's finances, contact Jim Breuckman at (248) 541-2901.

CITIZEN'S GUIDE TO LOCAL UNIT FINANCES - City of Pleasant Ridge (63-2160)

1. How have we managed our governmental fund resources (fund balance)?



3. Fund balance per capita - compared to the prior year

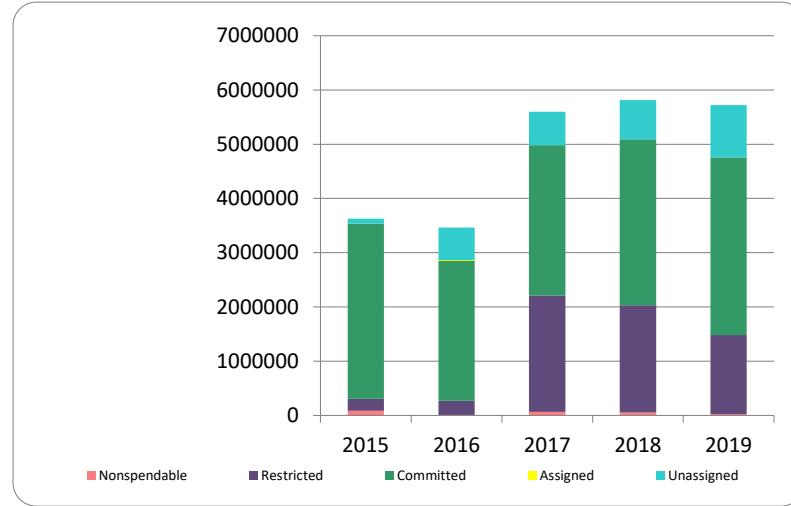


FINANCIAL POSITION

2. Compared to the prior year

	2018	2019	% change
Revenue	4,910,015	5,038,797	2.62%
Expenditures	4,693,488	5,133,981	9.39%
Surplus (shortfall)	216,527	(95,184)	-143.96%
Fund balance, by component:			
Nonspendable	52,999	24,628	-53.53%
Restricted	1,979,786	1,457,799	-26.37%
Committed	3,057,960	3,273,749	7.06%
Assigned	-	-	N/A
Unassigned	724,814	964,199	33.03%
total fund balance	5,815,559	5,720,375	-1.64%

4. Historical trends of individual components



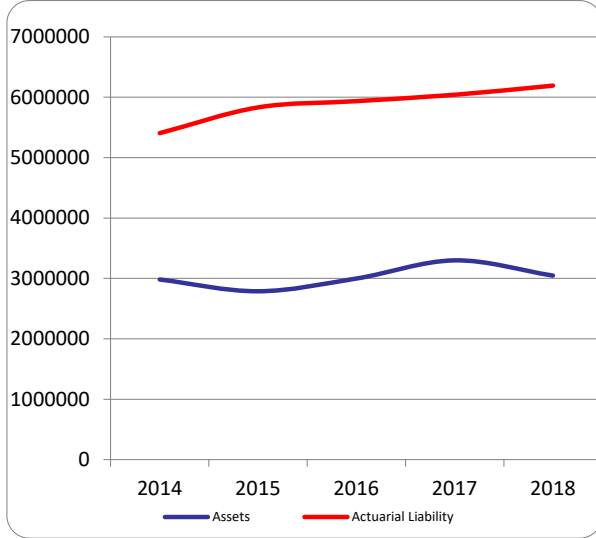
Commentary:

For more information on our unit's finances, contact Jim Breuckman at (248) 541-2901.

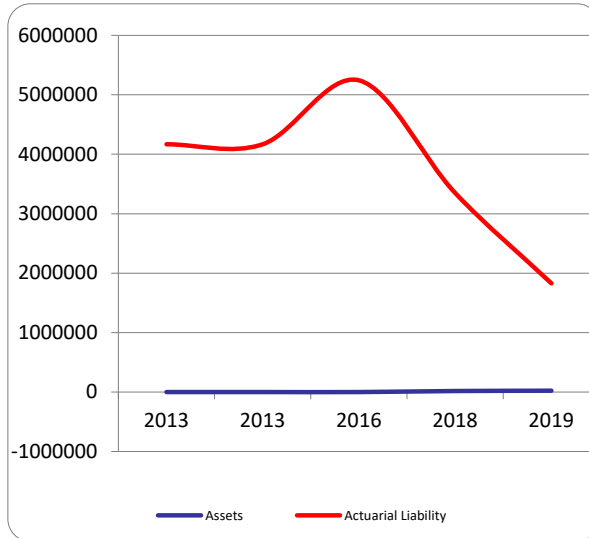
CITIZEN'S GUIDE TO LOCAL UNIT FINANCES - City of Pleasant Ridge (63-2160)

OTHER LONG TERM OBLIGATIONS

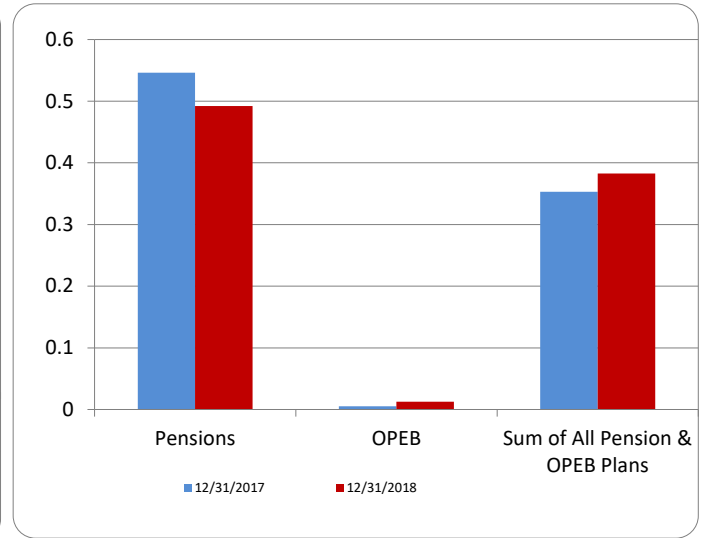
1. Pension funding status



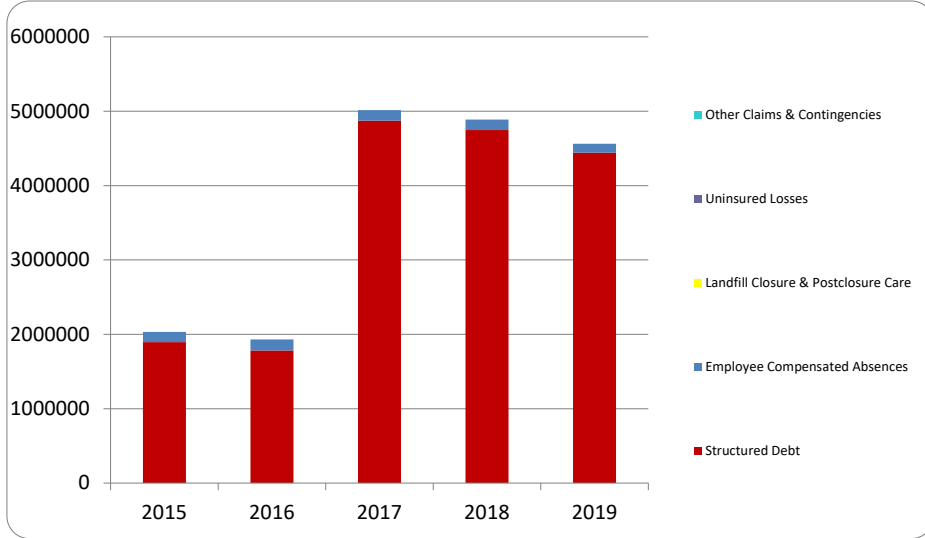
2. Retiree Health care funding status



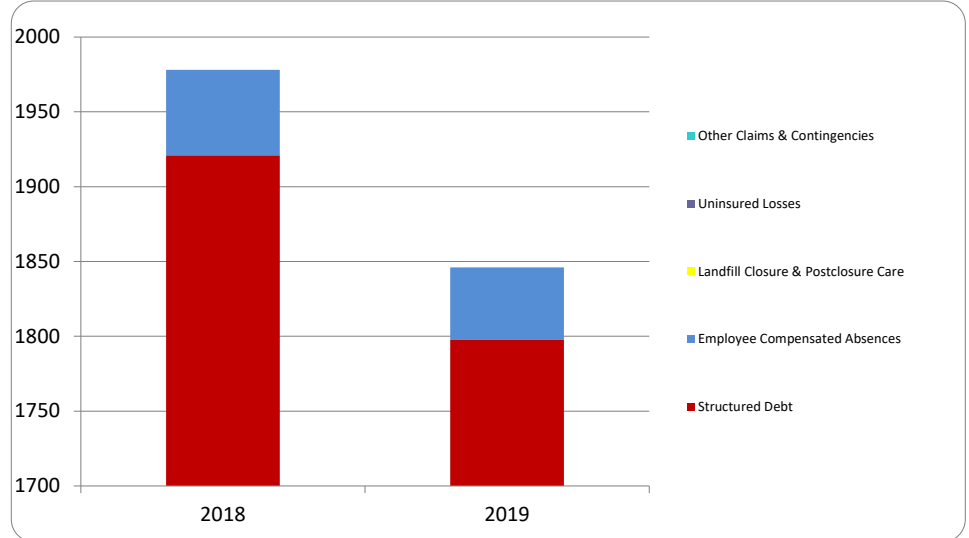
3. Percent funded - compared to the prior year



4. Long Term Debt obligations:



5. Debt & other long term obligations per capita - compared to the prior year



Commentary:

For more information on our unit's finances, contact Jim Breuckman at (248) 541-2901.