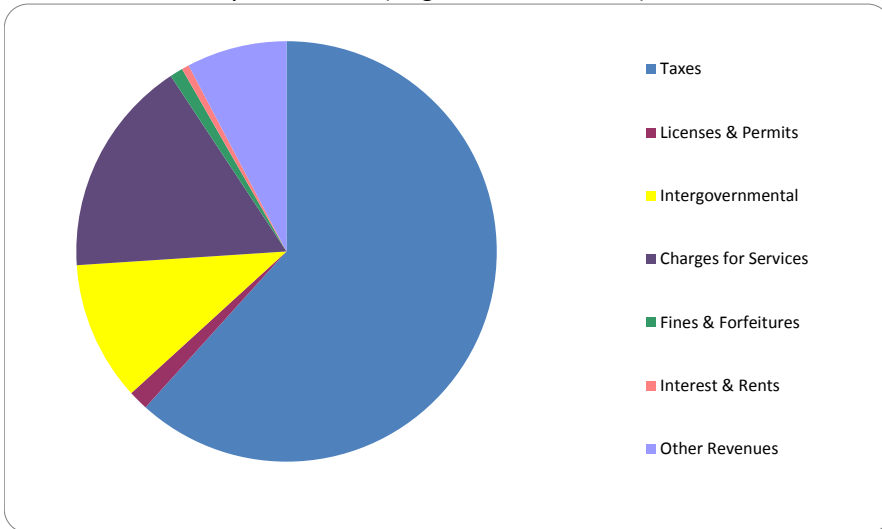


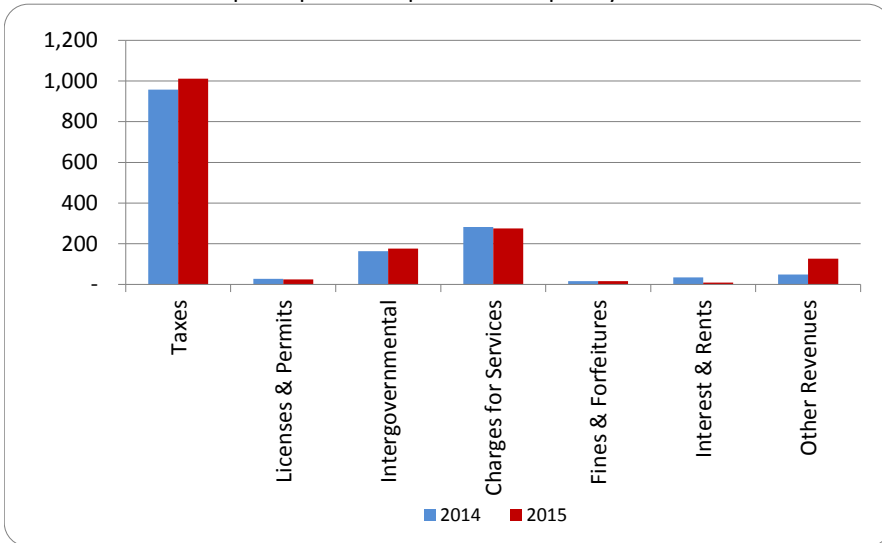
1. Where our money comes from (all governmental funds)



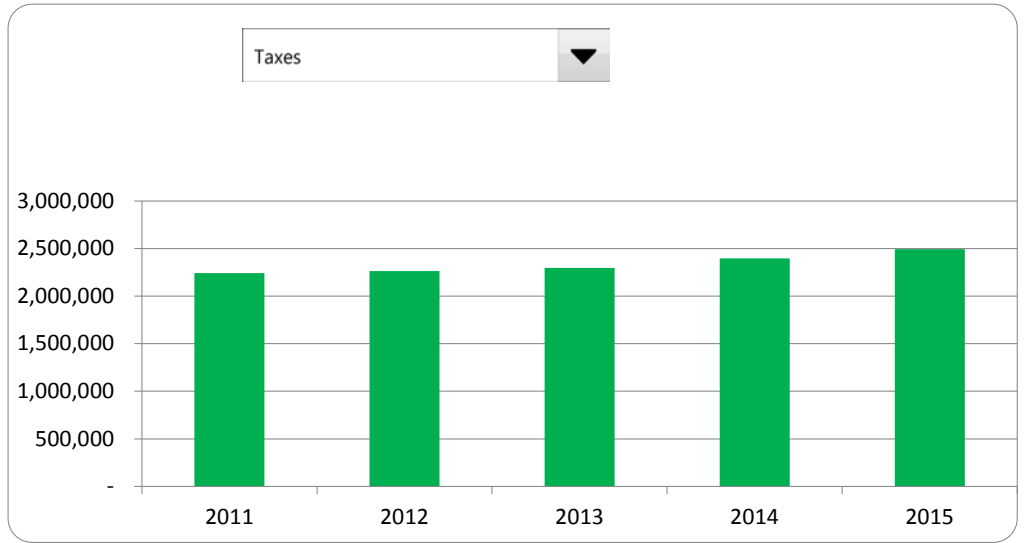
2. Compared to the prior year

	2014	2015	% change
Taxes	\$ 2,398,003	\$ 2,492,755	3.95%
Licenses & Permits	69,560	61,582	-11.47%
Intergovernmental	410,636	433,484	5.56%
Charges for Services	706,933	677,059	-4.23%
Fines & Forfeitures	39,071	40,649	4.04%
Interest & Rents	85,061	22,808	-73.19%
Other Revenues	122,931	311,625	153.50%
Total Revenues	\$ 3,832,195	\$ 4,039,962	5.42%

3. Revenue sources per capita - compared to the prior year



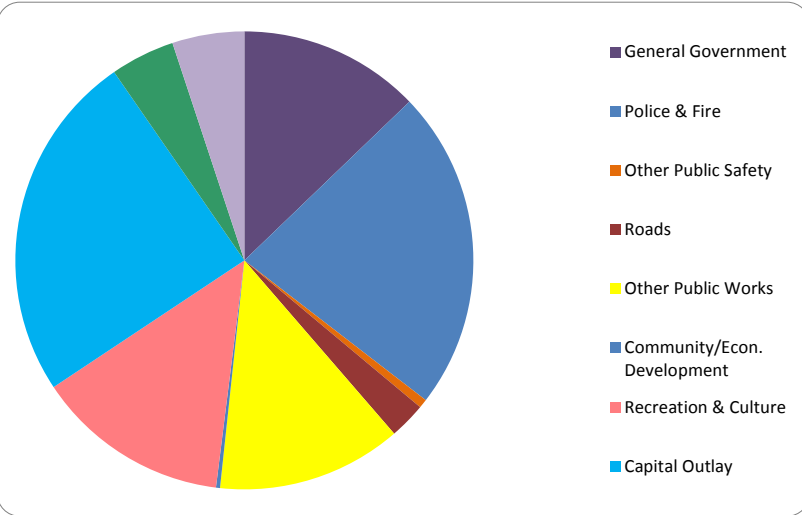
4. Historical trends of individual sources



Commentary:

For more information on our unit's finances, contact Jim Breuckman at (248) 541-2901.

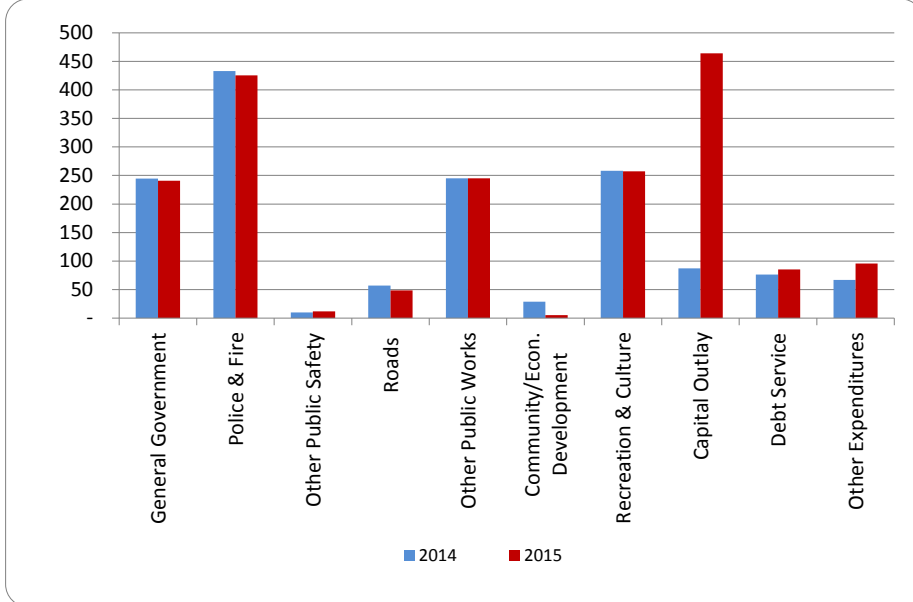
1. Where we spend our money (all governmental funds)



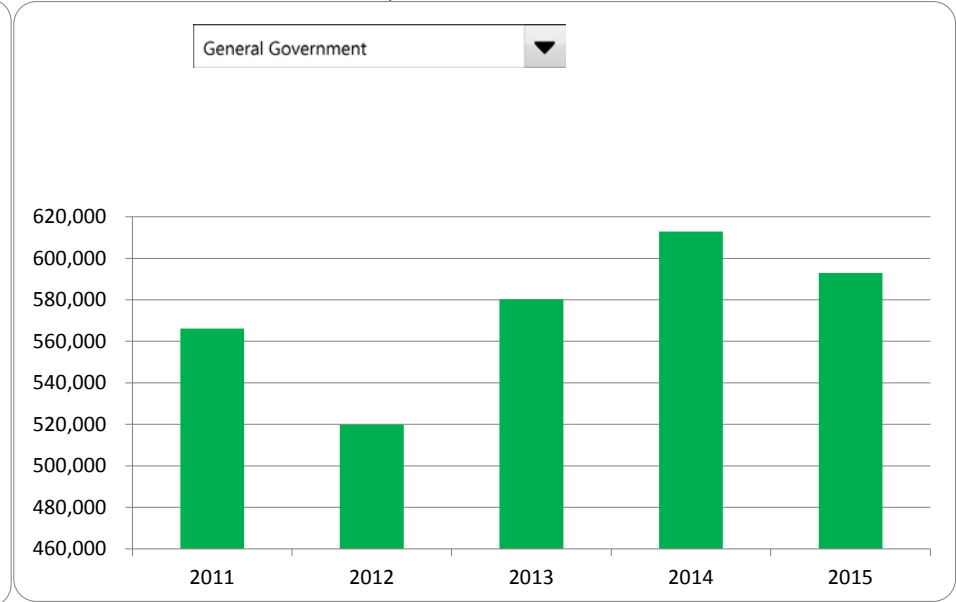
2. Compared to the prior year

	2014	2015	% change
General Government	\$ 612,828	\$ 592,961	-3.24%
Police & Fire	1,085,159	1,047,471	-3.47%
Other Public Safety	24,657	28,927	17.32%
Roads	142,571	119,352	-16.29%
Other Public Works	613,857	603,819	-1.64%
Community/Econ. Development	72,347	13,121	-81.86%
Recreation & Culture	647,199	633,322	-2.14%
Capital Outlay	218,669	1,143,063	422.74%
Debt Service	191,209	210,407	10.04%
Other Expenditures	168,237	235,372	39.91%
Total Expenditures	\$ 3,776,733	\$ 4,627,815	22.53%

3. Spending per capita - compared to the prior year



4. Historical trends of individual departments:

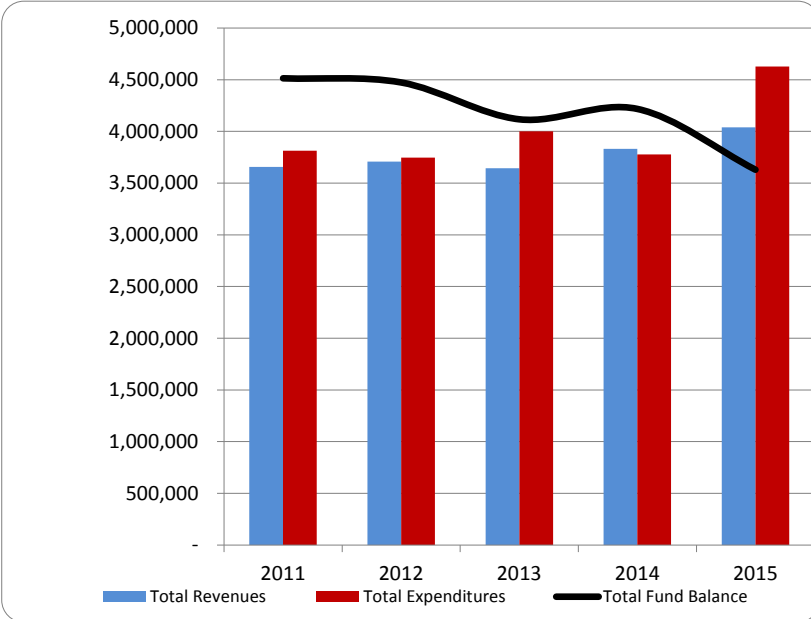


Commentary:

CITIZEN'S GUIDE TO LOCAL UNIT FINANCES - City of Pleasant Ridge (63-2160)

FINANCIAL POSITION

1. How have we managed our governmental fund resources (fund balance)?



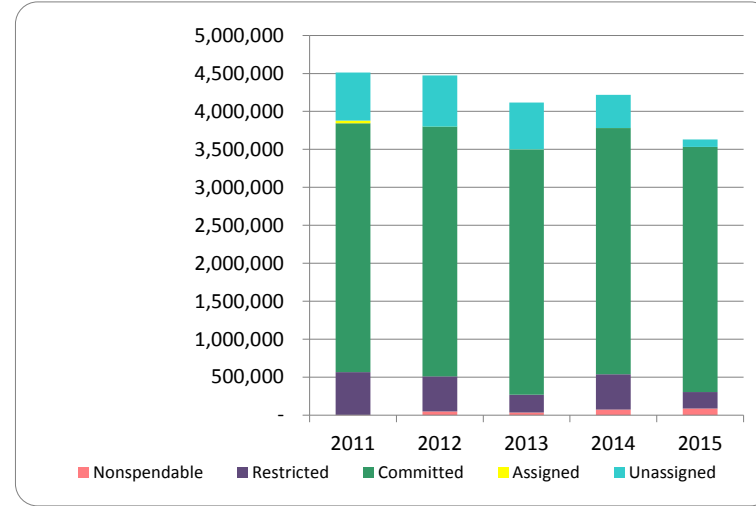
2. Compared to the prior year

	2014	2015	% change
Revenue	3,832,195	4,039,962	5.42%
Expenditures	3,776,733	4,627,815	22.53%
Surplus (shortfall)	55,462	(587,853)	-1159.92%
Fund balance, by component:			
Nonspendable	74,971	86,832	15.82%
Restricted	463,418	218,192	-52.92%
Committed	3,242,872	3,229,284	-0.42%
Assigned	195	-	-100.00%
Unassigned	436,318	95,613	-78.09%
total fund balance	4,217,774	3,629,921	-13.94%

3. Fund balance per capita - compared to the prior year



4. Historical trends of individual components



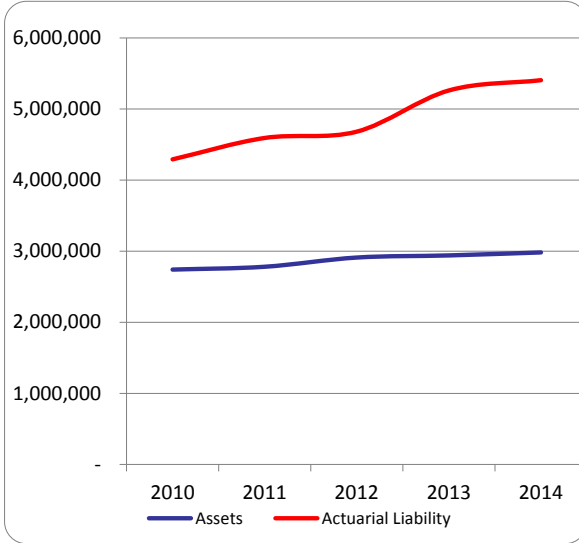
Commentary:

For more information on our unit's finances, contact Jim Breuckman at (248) 541-2901.

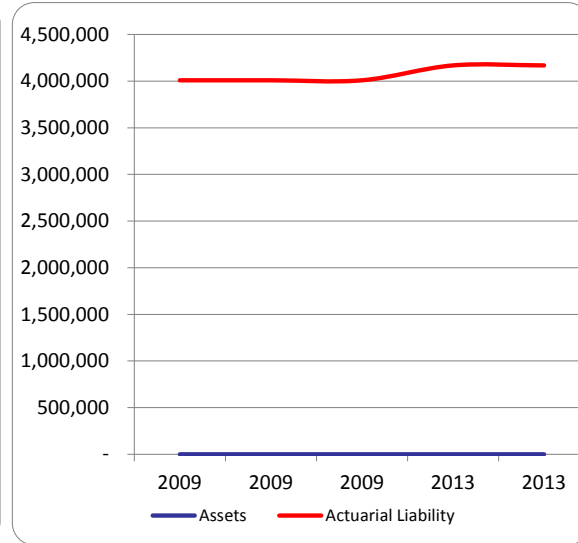
CITIZEN'S GUIDE TO LOCAL UNIT FINANCES - City of Pleasant Ridge (63-2160)

OTHER LONG TERM OBLIGATIONS

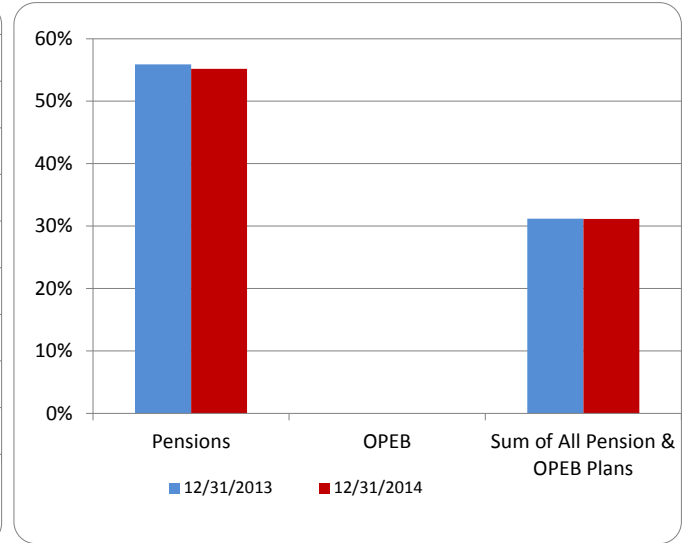
1. Pension funding status



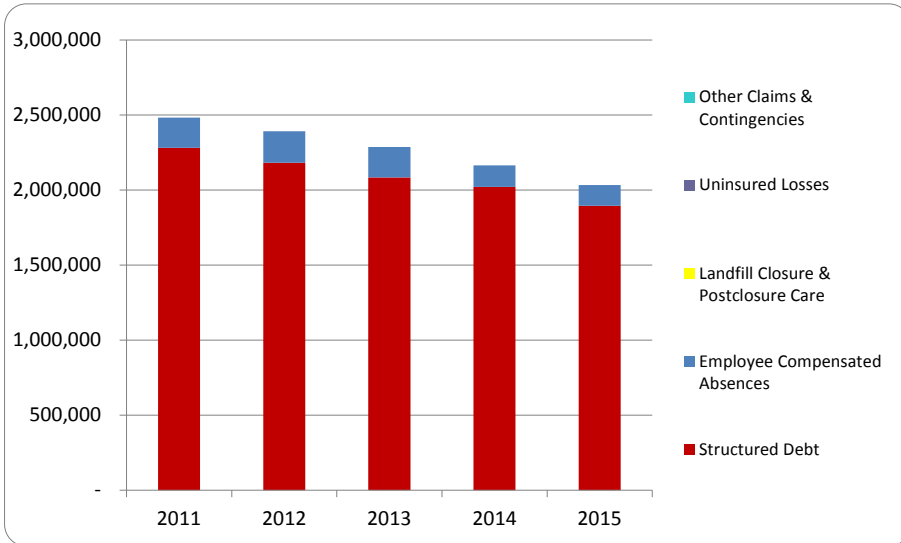
2. Retiree Health care funding status



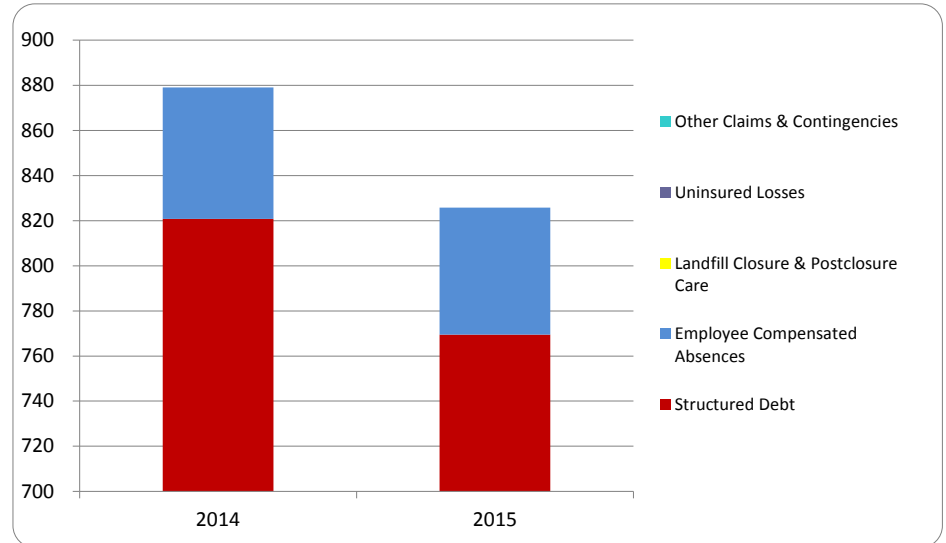
3. Percent funded - compared to the prior year



4. Long Term Debt obligations:



5. Debt & other long term obligations per capita - compared to the prior year



Commentary:

For more information on our unit's finances, contact Jim Breuckman at (248) 541-2901.